

FIG. 1

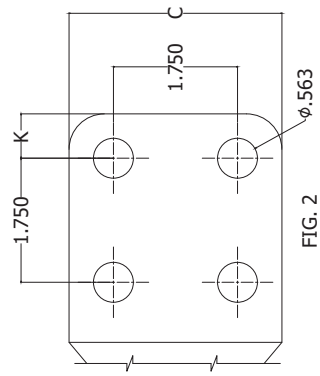

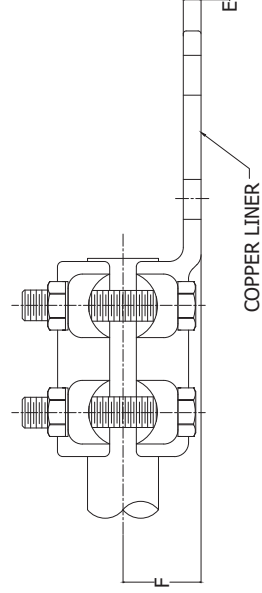
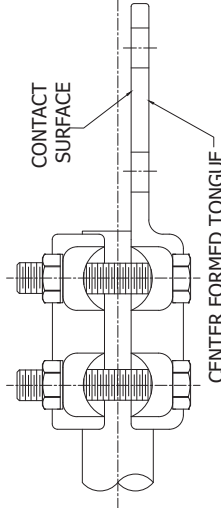


FIG. 2



BLANK TONGUE



NOTES:

1. MATERIAL : BODY AND CAP - ALUMINUM ALLOY 356-T6
HARDWARE: BOLTS AND WASHERS - ALUMINUM 2024-T4 WITH 205 ALUMILITE FINISH; NUTS- ALUM. ALLOY - 6061-T6 WAXED.
2. CONNECTORS ARE AVAILABLE IN CENTER FORMED (CF) AND ANGLE TONGUES (15°, 30°, 45° AND 90°). TO ORDER ADD SUFFIX TO CATALOG NUMBER = EXAMPLE, ASTF-04-B-CF OR ASTF-04-B-90.
3. ITEMS MARKED WITH (**) INDICATES RIB ON PARTS.
FOR WASHER CLEARANCE OVER 1.062 O.D. ADD "BVM" TO CAT NO.
EXAMPLE: ASTF-14-CF-BVM.
4. ITEMS WITH "AEP" SUFFIX REQUIRES (4) .688 DIA. HOLES ON 2 X 2 CENTERS.
5. ITEMS MARKED WITH (*) HAVE A ONE HOLE TONGUE

79811	09/10/2019	HG	HG	PTB
EC #	DATE	CHG BY	CKD BY	APPD BY
DESC OF DWG: ADDED IMAGE IN CORNER AND MOVED TO NEW TEMPLATE				
REASON(S) FOR CHANGE: ---				
DISPOSITION OF MAT'L: ---				

HUBBELL POWER SYSTEMS	
TITLE: TERMINAL CONNECTOR	
TUBE TO FLAT	
CATALOG NUMBER: ASTF	PART / ASSY NO.
SIZE: C C-1660	SEE TABLE
SCALE: NS	DRN BY: VBS DATE: 12/31/57
REV: 48	SHEET 1 OF 4

CATALOG NUMBER		FIG. NO.	IPS SIZE	DIMENSIONS IN INCHES										
FOR USE ON ALUMINUM FLAT	FOR USE ON COPPER FLAT			A	B	C	L	E	F	J	K			
ASTF-06-B2-90	ASTFC-06-B2-90	1	.750	2.875	4.125	2.000	-	.375	-	.500	.625			
ASTF-06-C	ASTFC-06-C	2	.750	2.500	-	3.000	5.750	.375	1.375	.500	.625			
ASTF-06-C-CF	ASTFC-06-C-CF	2	.750	2.500	-	3.000	6.125	.375	-	.500	.625			
ASTF-06-C-X/Y-90	ASTFC-06-C-X/Y-90	2	.750	2.875	4.438	3.000	-	.375	-	.500	.625			
ASTF-10-B2	ASTFC-10-82	1	1.000	2.750	-	2.000	6.125	.500	1.313	.500	.625			
ASTF-10-B2-90	ASTFC-10-82-90	1	1.000	3.250	4.313	2.000	-	.500	-	.500	.625			
ASTF-10-B2-CF	ASTFC-10-B2-CF	1	1.000	2.750	-	2.000	6.500	.375	-	.500	.625			
ASTF-10-C	ASTFC-10-C	2	1.000	2.750	-	3.000	6.000	.375	1.375	.500	.625			
ASTF-10-C-CF	ASTFC-10-C-CF	2	1.000	2.750	-	3.000	6.375	.375	-	.500	.625			
ASTF-10-C-90	ASTFC-10-C-90	2	1.000	3.125	4.563	3.000	-	.375	-	.500	.625			
ASTF-12-B	ASTFC-12-B	1	1.250	3.000	-	1.500	6.250	.375	1.594	.500	.625			
ASTF-12-B-CF	ASTFC-12-B-CF	1	1.250	3.000	-	1.500	6.750	.375	-	.500	.625			
ASTF-12-B2	ASTFC-12-B2	1	1.250	3.000	-	2.000	6.250	.375	1.625	.500	.625			
ASTF-12-B2-90	ASTFC-12-B2-90	1	1.250	3.250	4.750	2.000	-	.375	-	.500	.625			
ASTF-12-C	ASTFC-12-C	2	1.250	3.000	-	3.000	6.250	.375	1.594	.500	.625			
ASTF-12-C-CF	ASTFC-12-C-CF	2	1.250	3.000	-	3.000	6.625	.375	-	.500	.625			
ASTF-12-C-90	ASTFC-12-C-90	2	1.250	3.250	4.500	3.000	-	.375	-	.500	.625			
ASTF-14-B2	ASTFC-14-B2	1	1.500	3.250	-	2.000	6.500	.438	1.500	.500	.625			
ASTF-14-B2-CF	ASTFC-14-B2-CF	1	1.500	3.250	-	2.000	7.000	.563	-	.500	.625			
ASTF-14-B2-90	ASTFC-14-B2-90	1	1.500	3.563	4.875	2.000	-	.438	-	.500	.625			
ASTF-14-C	ASTFC-14-C	2	1.500	3.250	-	3.000	6.500	.500	1.500	.500	.625			
**ASTF-14-C-CF	ASTFC-14-C-CF	2	1.500	3.250	-	3.000	6.875	.500	-	.500	.625			
ASTF-14-C-X/Y-90	ASTFC-14-C-X/Y-90	2	1.500	3.500	4.875	3.000	-	.375	-	.500	.625			
ASTF-20-B	ASTFC-20-B	1	2.000	3.500	-	1.500	6.750	.438	1.750	.500	.625			
ASTF-20-B2	ASTFC-20-B2	1	2.000	3.500	-	2.000	6.875	.438	1.750	.500	.625			
ASTF-20-B2-90	ASTFC-20-B2-90	1	2.000	3.500	5.000	2.000	-	.438	-	.500	.625			
ASTF-20-C	ASTFC-20-C	2	2.000	3.500	-	3.000	6.875	.438	1.750	.500	.625			
ASTF-20-C-CF	ASTFC-20-C-CF	2	2.000	3.500	-	3.000	7.250	.438	-	.500	.625			
ASTF-20-D	ASTFC-20-D	2	2.000	3.500	-	4.000	7.750	.375	1.750	.500	1.125			
ASTF-24-B2	ASTFC-24-B2	1	2.500	3.750	-	2.000	7.125	.563	2.125	.625	.625			
ASTF-24-B2-90	ASTFC-24-B2-90	1	2.500	3.750	5.125	2.000	-	.625	-	.500	.625			
ASTF-24-C	ASTFC-24-C	2	2.500	3.750	-	3.000	7.250	.563	2.250	.625	.625			
ASTF-24-C-X/Y-90	ASTFC-24-C-X/Y-90	2	2.500	4.313	5.062	3.000	-	.563	-	.625	.625			
ASTF-24-C-CF	ASTFC-24-C-CF	2	2.500	3.750	-	3.000	7.375	.563	-	.500	.625			
ASTF-24-D	ASTFC-24-D	2	2.500	3.750	-	4.000	8.000	.563	2.250	.625	1.125			
ASTF-30-B2	ASTFC-30-B2	1	3.000	4.000	-	2.000	7.563	.688	2.750	.625	.625			
ASTF-30-C	ASTFC-30-C	2	3.000	4.000	-	3.000	7.563	.625	2.344	.625	.625			
ASTF-30-C-CF	ASTFC-30-C-CF	2	3.000	4.000	-	3.000	8.062	.625	-	.625	.625			
ASTF-30-C-90	ASTFC-30-C-90	2	3.000	4.625	5.750	3.000	-	.625	-	.625	.625			
ASTF-34-C-CF	ASTFC-34-C-CF	2	3.500	4.250	-	3.000	8.125	.625	-	.625	.625			
ASTF-12-C-X/Y-90	ASTFC-12-C-X/Y-90	2	1.500	3.250	4.500	3.000	-	.375	-	.500	.625			
ASTF-20-C-X/Y-45	ASTFC-20-C-X/Y-45	2	2.000	3.500	-	3.000	-	.438	-	.500	.625			

CATALOG NUMBER		FIG. NO.	IPS SIZE	DIMENSIONS IN INCHES									
FOR USE ON ALUMINUM FLAT	FOR USE ON COPPER FLAT			A	B	C	L	E	F	J	K		
ASTF-34-D	ASTFC-34-D	2	3.500	4.250	-	4.000	8.625	.625	2.500	.625	1.125		
ASTF-40-B2	ASTFC-40-B2	1	4.000	4.250	-	2.000	7.750	.750	3.250	.625	.625		
ASTF-40-C	ASTFC-40-C	2	4.000	4.250	-	3.000	7.750	.750	3.250	.625	.625		
ASTF-40-C-CF	ASTFC-40-C-CF	2	4.000	4.250	-	3.000	8.313	.750	-	.625	.625		
ASTF-40-D	ASTFC-40-D	2	4.000	4.250	-	4.000	8.500	.750	3.250	.625	1.125		
ASTF-40-D-CF	ASTFC-40-D-CF	2	4.000	4.250	-	4.000	9.125	.750	-	.625	1.125		
ASTF-34-B2	ASTFC-34-B2	1	3.500	4.250	-	2.000	8.313	.750	2.750	.625	.625		
ASTF-34-C	ASTFC-34-C	2	3.500	4.250	-	3.000	7.750	.750	2.750	.875	.625		
ASTF-04-B-CF	ASTFC-04-B-CF	1	.500	2.500	-	1.500	5.875	.313	-	.500	.625		
ASTF-20-C-90	ASTFC-20-C-90	2	2.000	3.750	5.094	3.000	-	.375	-	.500	.625		
ASTF-20-D-X/Y-90	ASTFC-20-D-X/Y-90	2	2.000	3.750	5.844	4.000	-	.625	-	.500	1.125		
ASTF-34-D-CF	ASTFC-34-D-CF	2	3.500	4.250	-	4.000	9.062	.625	-	.625	1.125		
ASTF-12-D	ASTFC-12-D	2	1.250	3.000	-	4.000	7.250	.375	1.625	.500	1.125		
ASTF-12-D-90	ASTFC-12-D-90	2	1.250	3.375	5.500	4.000	-	.375	-	.500	1.125		
ASTF-04-B2	ASTFC-04-B2	1	.500	2.500	-	2.000	5.750	-	1.062	.500	.625		
ASTF-14-D	ASTFC-14-D	2	1.500	3.250	-	4.000	7.500	.500	1.500	.500	1.125		
ASTF-30-D-90	ASTFC-30-D-90	2	3.000	4.750	6.468	4.000	-	.625	-	.625	1.125		
ASTF-40-C-90	ASTFC-40-C-90	2	4.000	4.250	6.219	3.000	-	.750	-	.625	.625		
ASTF-20-D-CF	ASTFC-20-D-CF	2	2.000	3.500	-	4.000	8.563	.375	-	.500	1.125		
ASTF-34-B2-90	ASTFC-34-B2-90	1	3.500	5.000	6.219	2.000	-	.750	-	.625	.625		
ASTF-50-C-CF	ASTFC-50-C-CF	2	5.000	5.000	-	3.000	9.250	1.000	-	.625	.625		
**ASTF-30-D-CF	ASTFC-30-D-CF	2	3.000	4.000	-	4.000	9.125	.625	-	.625	1.125		
ASTF-10-D	ASTFC-10-D	2	1.000	2.750	-	4.000	6.000	.375	-	.500	1.125		
ASTF-40-D-90	ASTFC-40-D-90	2	4.000	4.250	7.188	4.000	-	.750	-	.625	1.125		
ASTF-24-B2-CF	ASTFC-24-B2-CF	2	2.500	3.750	-	2.000	7.500	.625	-	.625	.625		
ASTF-10-B-90	ASTFC-10-B-90	1	1.000	3.250	4.438	1.500	-	.500	-	.500	.625		
ASTF-20-C-30	ASTFC-20-C-30	2	2.000	3.500	-	3.000	-	.438	-	.500	.625		
ASTF-14-B	ASTFC-14-B	1	1.500	3.250	-	1.500	6.500	.563	1.656	.500	.625		
ASTF-20-B2-45	ASTFC-20-B2-45	1	2.000	3.500	-	2.000	-	.500	-	.500	.625		
ASTF-14-C-45	ASTFC-14-C-45	2	1.500	3.250	-	3.000	-	.500	-	.500	.625		
ASTF-40-B2-CF	ASTFC-40-B2-CF	2	4.000	4.250	-	2.000	8.313	.750	-	.625	.625		
ASTF-34-D-X/Y-30	ASTFC-34-D-X/Y-30	2	3.500	4.250	-	4.000	-	.625	-	.625	1.125		
ASTF-30-D-X/Y-15	ASTFC-30-D-X/Y-15	2	3.000	4.000	-	4.000	-	.625	-	.625	1.125		
ASTF-20-D-X/Y-60	ASTFC-20-D-X/Y-60	2	2.000	3.500	-	4.000	-	.375	-	.500	1.125		
ASTF-20-D-X/Y-45	ASTFC-20-D-X/Y-45	2	2.000	3.500	-	4.000	-	.375	-	.500	1.125		
ASTF-14-C-X/Y-30	ASTFC-14-C-X/Y-30	2	1.500	3.250	-	3.000	-	.500	-	.500	.625		
ASTF-34-B2-CF	ASTFC-34-B2-CF	1	3.500	4.250	-	2.000	-	.750	-	.625	.625		
ASTF-24-D-X/Y-75	ASTFC-24-D-X/Y-75	2	2.500	3.750	-	4.000	-	.688	-	.625	1.125		
ASTF-30-D-X/Y-30	ASTFC-30-D-X/Y-30	2	3.000	4.000	-	4.000	-	.625	-	.625	1.125		
ASTF-04-C	ASTFC-04-C	2	.500	2.500	-	3.000	5.375	.375	1.062	.500	.625		
ASTF-34-C-X/Y-45	ASTFC-C-X/Y-45	2	3.500	4.250	-	3.000	-	.750	-	.625	.625		
ASTF-06-B2-X/Y-45	ASTFC-B2-X/Y-45	2	0.750	2.500	-	2.000	-	.375	-	.500	.625		

CATALOG NUMBER: ASTF
 PART / ASSY NO. SEE TABLE
 DWG NO. C-1660
 DATE: 12/31/57
 SHEET 3 OF 4
 UNCONTROLLED COPY WHEN PRINTED

1 2 3 4

1 2 3 4

CATALOG NUMBER		FIG. NO.	IPS SIZE	DIMENSIONS IN INCHES										
FOR USE ON ALUMINUM FLAT	FOR USE ON COPPER FLAT			A	B	C	L	E	F	J	K			
ASTF-24-D-X/Y-45	ASTFC-24-D-X/Y-45	2	2.500	3.750	-	4.000	-	.688	-	.625	1.125			
ASTF-50-D-CF	ASTFC-50-D-CF	2	5.000	5.000	-	4.000	10.188	1.250	-	.625	1.125			
ASTF-60-D-CF	ASTFC-60-D-CF	2	6.000	6.000	-	4.000	11.188	1.375	-	.625	1.125			
ASTF-04-B	ASTFC-04-B	1	.500	2.500	-	1.500	5.875	.313	1.062	.500	.625			
ASTF-06-A	ASTFC-06-A	1*	.750	2.500	-	1.500	4.500	.438	1.375	.500	.750			
ASTF-06-B	ASTFC-06-B	1	.750	2.500	-	1.500	5.875	.500	1.188	.500	.625			
ASTF-06-B2	ASTFC-06-B2	1	.750	2.500	-	2.000	5.875	.500	1.188	.500	.625			
ASTF-30-B2-X/Y-60	ASTFC-30-B2-X/Y-60	1	3.000	4.000	-	2.000	-	.688	-	.625	.625			
ASTF-30-C-X/Y-60	ASTFC-30-C-X/Y-60	2	3.000	4.000	-	3.000	-	.625	-	.625	.625			
ASTF-40-D-X/Y-45	ASTFC-40-D-X/Y-45	2	4.000	4.250	-	4.000	-	.750	-	.625	1.125			
ASTF-34-D-X/Y-45	ASTFC-34-D-X/Y-45	2	3.500	4.250	-	4.000	-	.625	-	.625	1.125			
ASTF-50-E-X/Y-90-1 1/4	ASTFC-50-E-X/Y-90-1 1/4	2	5.000	6.250	6.781	5.000	-	1.250	-	.625	.750			
ASTF-40-D-X/Y-15	ASTFC-40-D-X/Y-15	2	4.000	4.250	-	4.000	-	.750	-	.625	1.125			
ASTF-24-B2-X/Y-45	ASTFC-24-B2-X/Y-45	1	2.500	3.750	-	2.000	-	.563	-	.625	.625			
ASTF-12-B2-X/Y-45	ASTFC-12-B2-X/Y-45	1	1.250	3.000	-	2.000	-	.375	-	.500	.625			
**ASTF-40-K-CF	ASTFC-40-K-CF	-	4.000	4.250	-	5.000	10.375	1.000	-	.625	1.250			
ASTF-12-B2-X/Y-30	ASTFC-12-B2-X/Y-30	-	1.250	3.000	-	2.000	-	.375	-	.500	.625			
ASTF-30-D	ASTFC-30-D	2	3.000	4.000	-	4.000	8.563	.625	2.375	.625	1.125			
ASTF-10-C-X/Y-45	ASTFC-10-C-X/Y-45	2	1.000	2.750	-	3.000	-	.375	-	.500	.625			
ASTF-60-D	ASTFC-60-D	2	6.000	6.000	-	4.000	10.750	1.000	4.313	.625	1.125			
ASTF-50-D	ASTFC-50-D	2	5.000	5.000	-	4.000	10.250	1.000	3.813	.625	1.125			
ASTF-34-B2-X/Y-45	ASTFC-34-B2-X/Y-45	1	3.500	4.250	-	2.000	-	.750	-	.625	.625			
ASTF-30-C-X/Y-15	ASTFC-30-C-X/Y-15	2	3.000	4.000	-	3.000	-	.625	-	.625	.625			
ASTF-30-B2-X/Y-90	ASTFC-30-B2-X/Y-90	2	3.000	4.000	5.750	2.000	-	.625	-	.500	.625			
ASTF-20-C-X/Y-15	ASTFC-20-C-X/Y-15	2	2.000	3.500	-	3.000	-	.438	-	.500	.625			
ASTF-50-C-X/Y-90	ASTFC-50-C-X/Y-90	2	5.000	5.000	6.750	3.000	-	1.000	-	.625	.625			
ASTF-24-C-X/Y-45	ASTFC-24-C-X/Y-45	2	2.500	3.750	-	3.000	-	.563	-	.625	.625			
ASTF-60-C	ASTFC-60-C	2	6.000	6.000	-	3.000	9.375	1.000	4.500	.625	.625			
ASTF-40-C-X/Y-45	ASTFC-40-C-X/Y-45	2	4.000	4.250	-	3.000	-	.750	-	.625	.625			
ASTF-30-B2-X/Y-45	ASTFC-30-B2-X/Y-45	1	3.000	4.000	-	2.000	-	.688	-	.625	.625			
ASTF-60-D-X/Y-90	ASTFC-60-D-X/Y-90	2	6.000	8.344	4.000	4.000	-	1.000	-	.625	1.125			
ASTF-14-D-AEP SEE NOTE 4	ASTFC-14-D-AEP	2	1.500	3.250	-	4.000	7.500	.500	1.500	.500	1.000			
ASTF-24-C-X/Y-30	ASTFC-24-C-X/Y-30	2	2.500	3.750	-	3.000	-	.563	-	.625	.625			
ASTF-34-D-X/Y-90	ASTFC-34-D-X/Y-90	2	3.500	4.250	6.969	4.000	-	.625	-	.625	1.125			
ASTF-06-B2-CF	ASTFC-06-B2-CF	1	.750	2.500	-	2.000	6.250	.375	-	.500	.625			
ASTF-30-C-X/Y-45	ASTFC-30-C-X/Y-45	2	3.000	4.000	-	3.000	-	.625	-	.625	.625			
ASTF-24-D-X/Y-90	ASTFC-24-D-X/Y-90	2	2.500	4.438	6.188	4.000	-	.688	-	.625	1.125			
ASTF-30-C-X/Y-90	ASTFC-30-C-X/Y-90	2	3.000	4.625	5.750	3.000	-	.625	-	.625	.625			
ASTF-30MM-C	ASTFC-30MM-C	1	30MM	2.750	-	3.000	6.000	.410	1.375	.500	.625			
ASTF-30-D-Y-90	ASTFC-30-D-Y-90	2	3.000	4.000	6.470	4.000	-	.750	-	.625	1.125			
ASTF-60-D-X-Y	ASTFC-60-D-X-Y	2	6.000	6.000	-	4.000	10.750	1.000	4.313	.625	1.125			

CATALOG NUMBER: ASTF
 PART / ASSY NO. SEE TABLE
 DWG NO. C-1660
 DATE: 12/31/57
 SHEET 4 OF 4
 UNCONTROLLED COPY WHEN PRINTED

1 2 3 4

1 2 3 4